


Tips For Using a Bone Folder




(fig.1)



right way

(fig.2)




wrong way

(fig.3)



(fig.4)



(fig.5)

Bone folders have been used by bookbinders for centuries. Traditionally made from polished beef bone, they are used for folding and scoring paper. Because both the paper and the bone are organic materials they work better together, natural with natural. The bone folder also keeps the paper protected from any soil or oils on your hands.

Scoring the paper prior to folding helps the paper's fibers bend uniformly especially when scoring across the grain. (fig.1) If your paper is very heavy you may have to press a little bit harder to get a good indent. If it is heavy card stock you may have to score it twice.

When folding, the folder should be held at a shallow angle to the fold. (fig.2) When the folder is used upright it acts as a snowplow, (fig.3) pushing the fibers ahead of it, causing the paper to curve. (fig.4)

The shallow angle maintains the paper integrity and results in a crisper fold. (fig.5)